

Medical Equipment Drying Cabinets

The Staber model SDC Drying Cabinet is used by Hospitals, Laboratories, Manufacturers, and many other applications to dry a wide variety of items.

The drying cabinet contains 5 preset options including air only. It features a heating element (located at the top) and dual blower motors which are located at the top and bottom of the cabinet for an even distribution of air flow. One of the many benefits of the drying cabinet is that it has the option of medical instruments and many other such items displaying the cabinets versatility.

Features

- Stainless Steel
- 5 preset options including air only
- Continuous mode availability
- Removable shelves for drying medical equipment
- Available with either 3 or 5 shelves
- Dual blower for even distribution of air blower
- Full depth shelves
- Made in USA

Optional

- Powder Coat White
- Filter (MERV Rated)
- Half depth shelves allowing for flexibility

Specifications

Electronic Touch Control Panel:

All models feature a simple to use touch sensitive electronic control panel, which is located above the right door. The control panel displays and controls temperature and run times. There are a total of five factory preset temperatures which can be selected. The control panel also displays the run time remaining when the unit is in operation.

Time Settings:

A simple touch of the HOUR and MINUTES time setting pads on the control panel allows users to select the run time in 15 minute increments, with a maximum run time setting of 10 hours.

Temperature Setting:

Temperature Setting:

A simple touch of the TEMP pad on the control panel allows selection of a total of five preset drying temperature settings, with associated LED light Indicators. The five different drying temperatures are: FAN (No Heat), 105°F (Low), 120°F (Medium), 130°F (Normal) & 150°F (High).



Model SDC-5SSG



Sleep Apnea Equipment Drying Cabinet

The Sleep Apnea Equipment Drying Cabinet shelves are removable to allow tubes for hanging and drying. The drying cabinet holds up to five removable shelves including the tube holding shelf that holds up to 36 tubes.

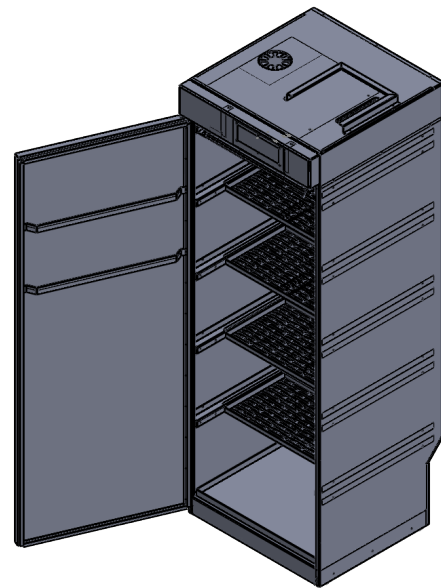
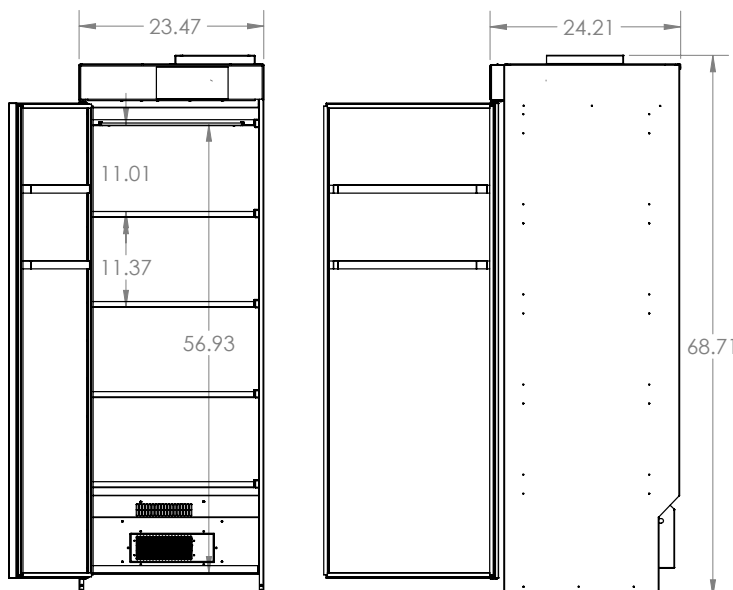
Specifications

- Capacity: holds up to 36 tubes. 17.5 cubic feet of interior space.
- Total Shelf Area: 4 shelves x 2.5 Sq. Ft.
Each = 10.0 Sq. Ft. Total
- Electric Connection: 120V 15 amp breaker the cord is centered on back panel and is 12' long
- Width: 23 1/2"
- Depth: 24 1/2"
- 46 1/2" with door open
- Height: 67 1/2"
- Net Weight: 170 lbs
- Shipping Weight: 245 lbs



SERVICEABILITY

If required, ease of maintenance is one of the benefits of the Staber Cabinet's design. The cabinet is designed to be end user repairable. There is total front/top access to all replaceable parts and few overall moving parts. If a customer has a service question, a Factory Customer Service representative is available during normal business hours (Monday through Friday, 8AM - 3PM EST) and can be reached at 800-848-6200.



Medical Equipment Cabinets

Large Capacity Medical Drying Cabinets

- Available in Stainless Steel.
- The Double Door Drying Cabinet (IDC) is designed to efficiently dry and remove moisture from a wide variety of medical equipment and instruments.
- The IDC Cabinet incorporates a large 63.0 cubic feet of interior capacity and comes standard with 4 large capacity shelves. Each shelf has 8 square feet of loading area for a total of 32 square feet. Additional shelves can be ordered as accessory items for added capacity and flexibility.
- Each shelf can hold up to 250 lbs.
- The doors swing wide and out of the way for quick and easy loading and unloading.
- For increased energy efficiency; Insulated Double Wall Construction is available.

Specifications IDC-2230 & IDC-2230SS

- Electric Heating- 6 kW
- 63 Cubic Feet interior space
- Electric Connection-208- 220/240V – 60 Hz 1 Phase 40 amp breaker
- Exhaust Diameter - 6"
- External Floor Drain
- Net Weight 460 lbs.
- Shipping Weight 630 lbs.
- Depth 31"
- Height 80"
- Width 55"



Model IDC-2230 (Powder Coat White)



Model IDC-2230 (White Powder Coat Finish)

SERVICEABILITY

If required, ease of maintenance is one of the benefits of the Staber Commercial Drying Cabinet's design. The cabinet is designed to be end user repairable. There is total front/top access to all replaceable parts and few overall moving parts. A Factory Customer Service representative is available during normal business hours (Monday through Friday, 8AM - 3PM EST) and can be reached at 800-848-6200.

Ask us about our Laundry Equipment and extensive line of Dryers

Table Top Drying Cabinet

Specifications

- Exhaust Ventilation: use of ducting at user's discretion
- Electric Connection: 120V 15 amp breaker the cord is centered on back panel and is 12' long
- Width: 23.43"
- Depth: 24.5"
- 46.54" with door open
- Height: 67 1/2"
- Net Weight: 170 lbs
- Shipping Weight: 240 lbs



SERVICEABILITY

If required, ease of maintenance is one of the benefits of the Staber Table Top Drying Cabinet's design. The cabinet is designed to be end user repairable. There is total front/top access to all replaceable parts and few overall moving parts. If a customer has a service question, they can call us. We can either help them fix it over the phone or if they need a part, we ship it direct from our facility. We do not require authorized service representatives.


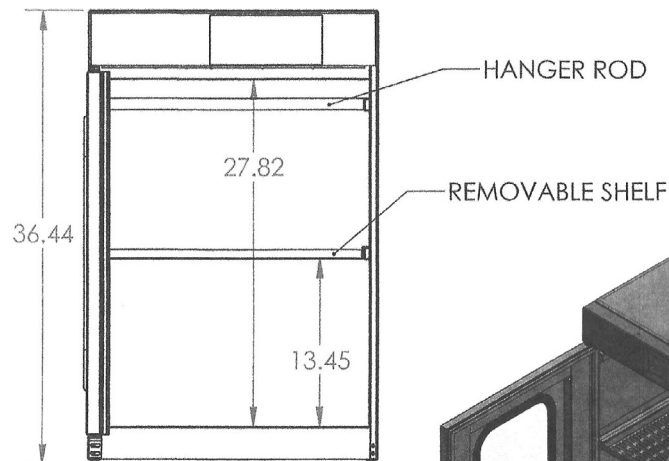
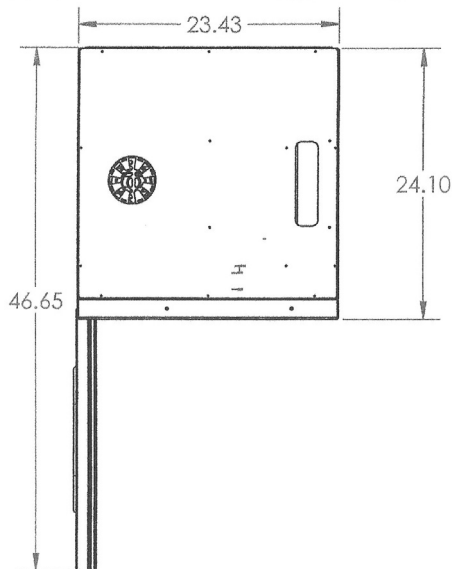


Table Top Drying Cabinet

DESIGN SPECIFICATIONS TTDC-1000 Table Top

General: The TTDC-1000 Table-Top drying cabinet, (TTDC) is manufactured with quality materials designed for ease of use and long-lasting durability. The overall design offers a variety of drying uses, all with a focus on the drying of a variety of medical equipment. The TTDC also offers easy access to major components for removal and installation of replacement parts.

Electrical Configuration: The TTDC runs on 120 volt power using a single 15 amp breaker. The TTDC is shipped with a standard 3 prong electrical plug that's ready to be plugged into a standard home outlet.

Heating Elements: The TTDC uses one, 1200 watt 120v heating element. The design allows ease of maintenance if removal and replacement of the heating element is required. The TTDC is capable of heating to 150° at a 70° outside air temperature. The heater air outlet, constructed of 20 gauge steel, directs heated air through the cabinet.

Blower Motor: The TTDC blower motor is bolted to the top frame under the upper cover. It uses an axial fan that blows air across the heating elements.

Ventilation: The TTDC ventilation is at the users discretion but the TTDC has a 4" opening in the top, centered and 5" inboard of the left sidewall to accept 4" ducting if desired by the user. Evacuation of the moist air can be performed in two ways
1.) Waste air from the dryer cabinet is led to an evacuation duct or an outlet in the wall using a vent hose, which is recommended.
2.) Ventilation out into the room where the dryer cabinet is positioned. If there is adequate space above the drying cabinet (i.e. 10 ft. ceiling) then venting is not required.

Induction Air: There is a 7 1/2" x 2" opening centered, 1.75"- 3.75" from right sidewall. It is recommended to allow 4" above the top height for adequate air induction and at least 1" around each side..

* For both adequate incoming air & exhaust ventilation, it is recommended to have a minimum of 4" of clearance above the top of the cabinet to any ceiling, and at least 2" of clearance from any walls from the back & sides of the cabinet. The minimum suggested enclosed space to install the cabinet within is 71.5"H x 27.5"W x 26.5"D, if the unit will be used in a confined space (with an open front area only, or a door that can be opened during use).

Electronic Touch Control Panel:

The TTDC has a touch-sensor electronic control panel mounted on the front top panel above the door. The control panel senses, displays and controls temperature and run time around five preset temperatures.

Temperature Settings:

The push of the temperature button on the control panel allows the selection of one of five preset during temperatures with associated LED indicators. The five different drying settings are; air only, low, medium, normal, high. There is also the option of an alarm to sound when the drying cycle is over.

Fan	(No Heat)
Low	(105°F)
Medium	(120°F)
Normal	(130°F)
High	(150°F)

Time Settings:

The push of the time buttons on the control panel selects the hours of run time from 0-9:45 minutes.

